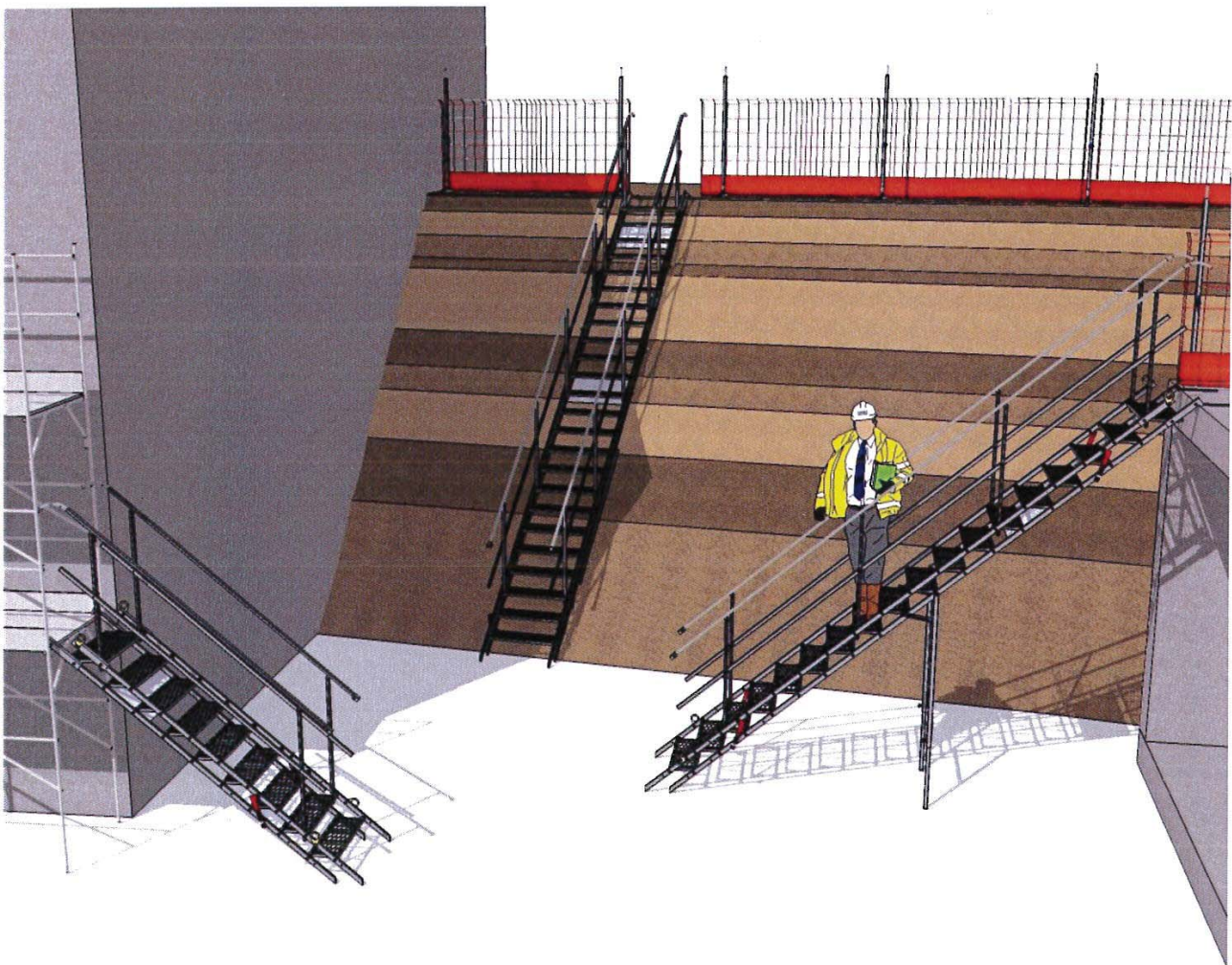




Escalier

Accès sûr et direct aux différents niveaux d'un chantier

Accès sûr et direct à différents niveaux d'un chantier



Service Location : 05 56 06 06 07



Sommaire

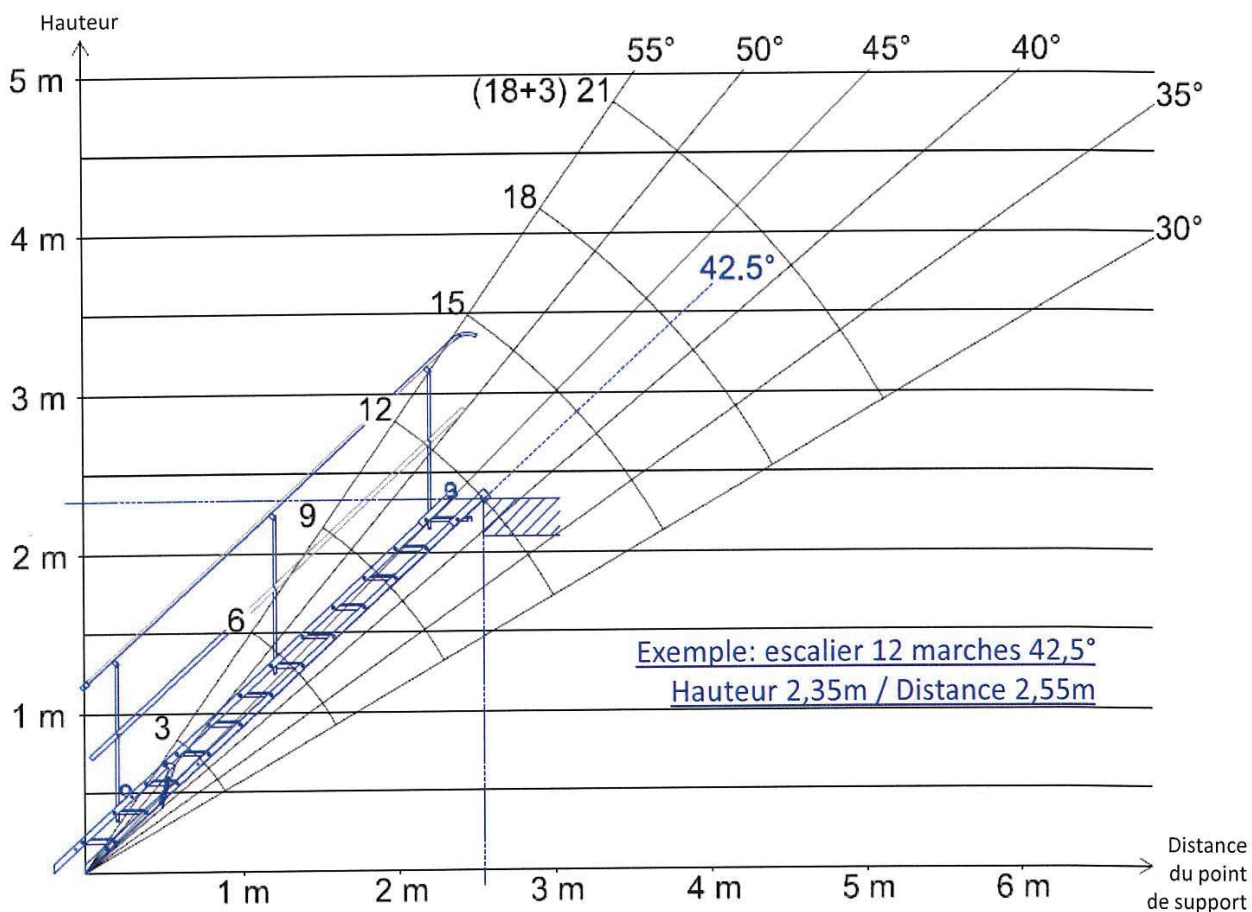
- 3 Diagramme d'inclinaison
- 4 Montage escaliers
- 5 Montage support escalier
- 6 Escalier 3 marches
- 7 Escalier 6 marches
- 8 Escalier 9 marches
- 9 Escalier 12 marches
- 10 Escalier 15 marches
- 11 Escalier 18 marches
- 12 Connexion de deux escaliers
- 13 Composants d'un escalier
- 14 Description des composants
- 15 Autocollant mode d'emploi

Produit	Longueur d'escalier	Poids (environ) 2 garde-corps inclus
Escalier 3 marches	1.03 m	43 kg
Escalier 6 marches	1.84 m	67 kg
Escalier 9 marches	2.65 m	91 kg
Escalier 12 marches	3.46 m	115 kg
Escalier 15 marches	4.27 m	139 kg
Escalier 18 marches	5.08 m	162 kg

Service Location : 05 56 06 06 07



Diagramme d'inclinaison



Connexion de deux escaliers (indépendant)	3 marches	6 marches	9 marches	12 marches	15 marches	18 marches
3 marches	✓	✓	✓	○	✓	✓
6 marches	✓	✓	○	○	✓	✗
9 marches	✓	○	○	○	✗	✗
12 marches	○	○	○	✗	✗	✗
15 marches	✓	✓	✗	✗	✗	✗
18 marches	✓	✗	✗	✗	✗	✗

✓ = oui

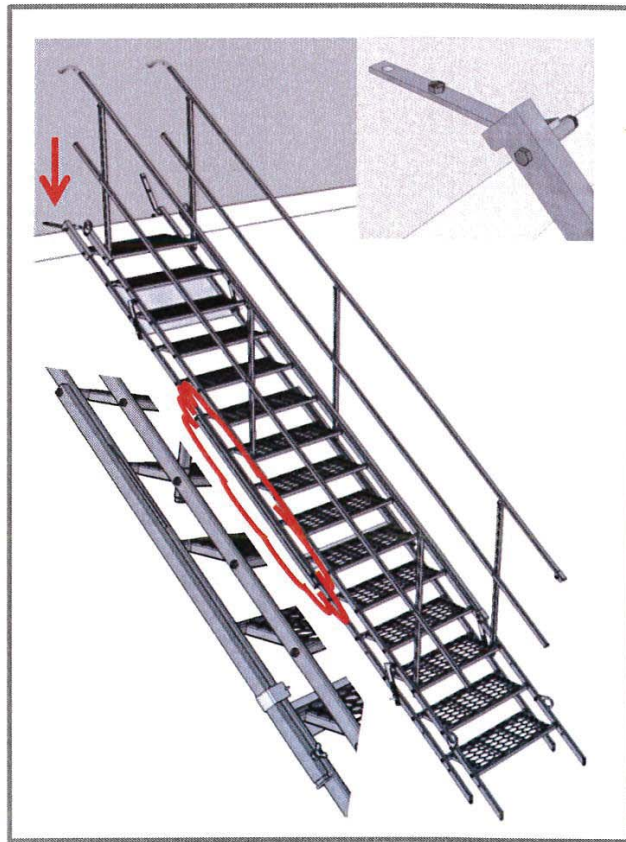
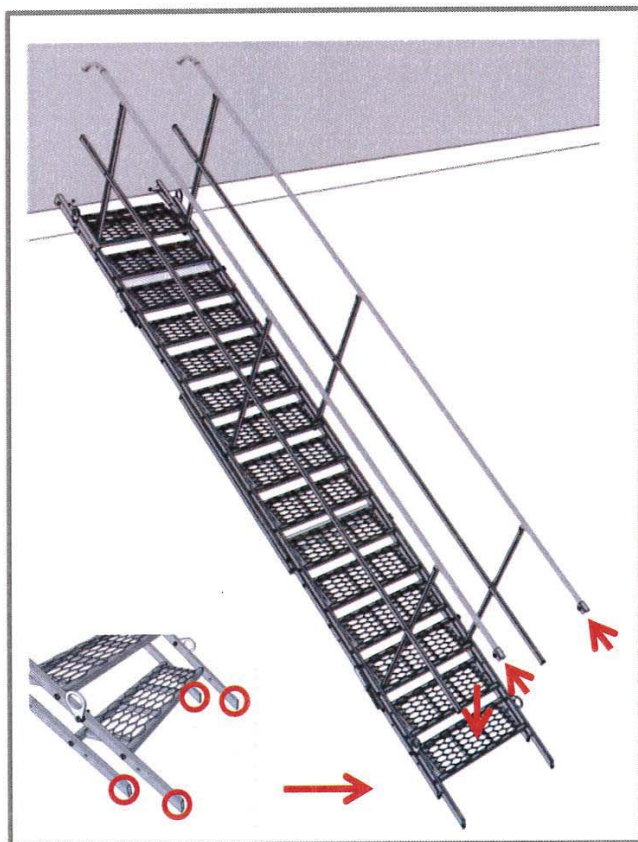

✗ = non

○ = support a monter

Service Location : 05 56 06 06 07



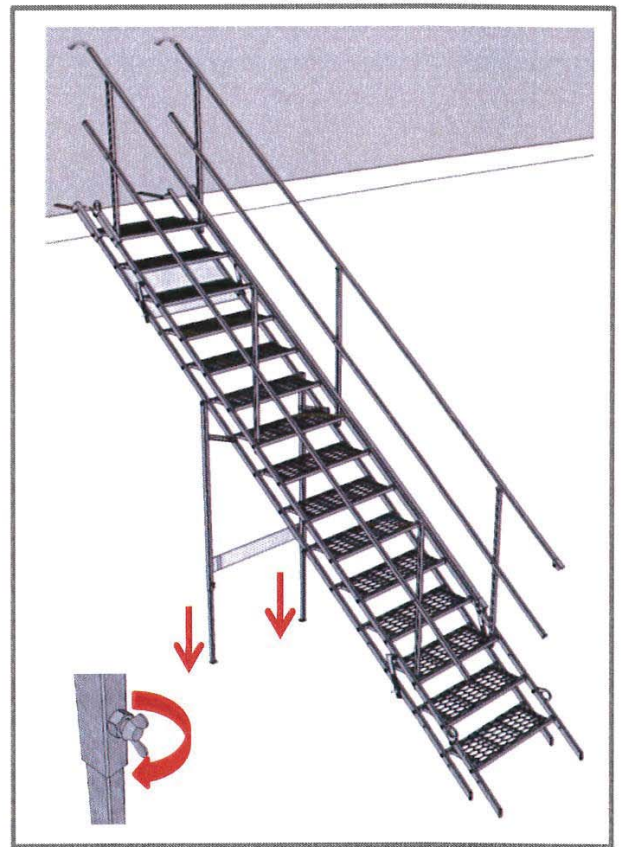
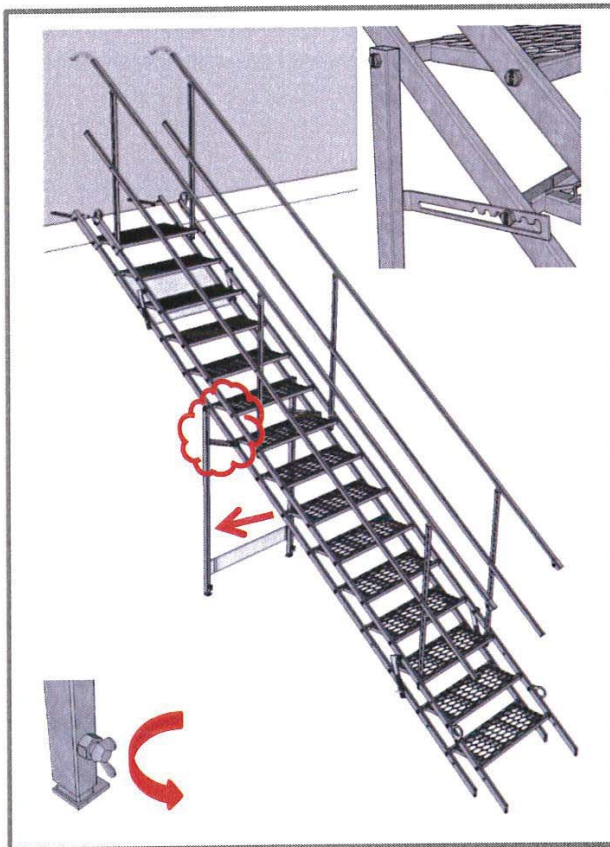
Montage Escalier



Service Location : 05 56 06 06 07



Montage support Escalier



Service Location : 05 56 06 06 07



Escalier 3 marches

EN 12811-1

100 kg/m²

Code: 5060003

43,40 kg




Max. 2
personnes

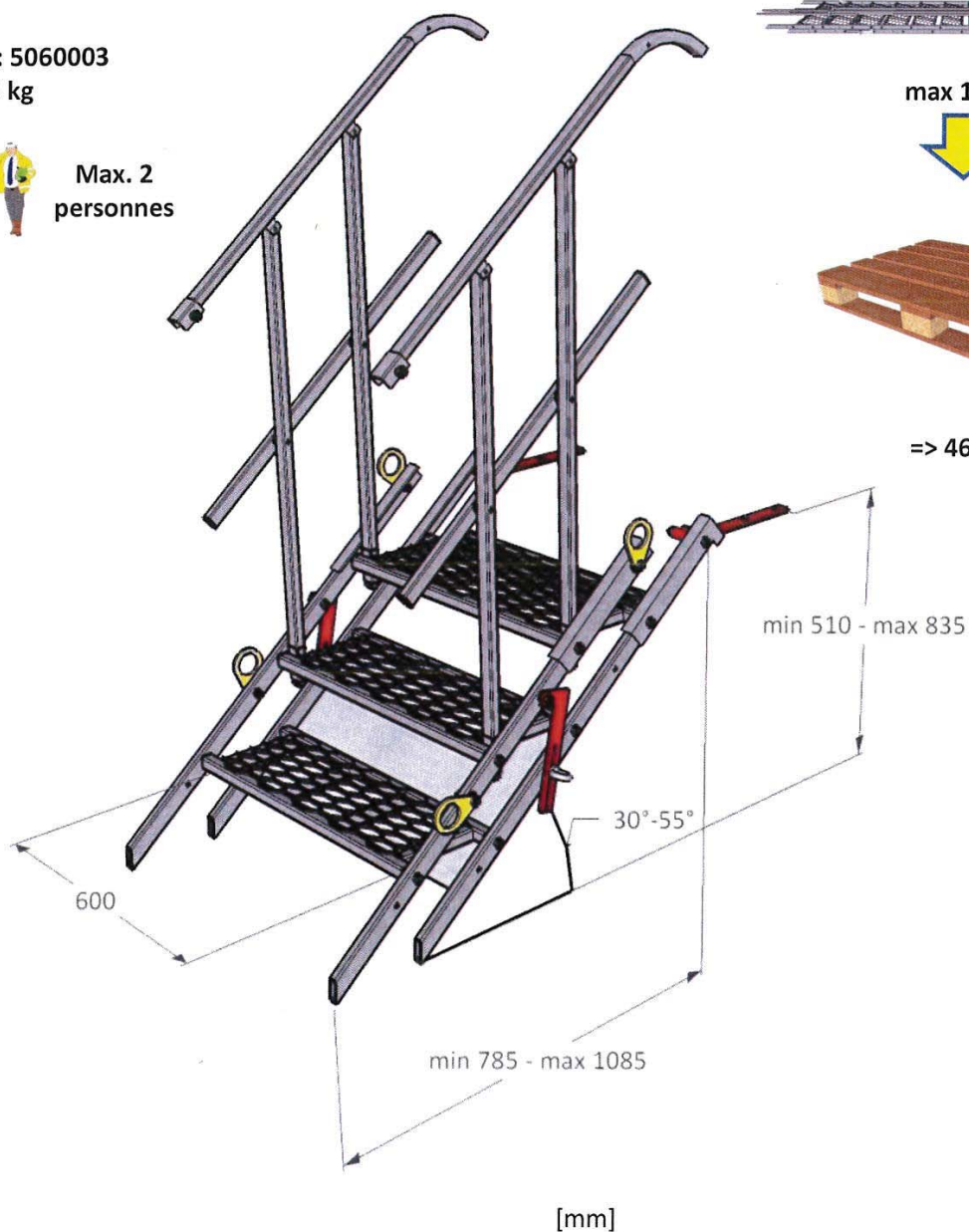
1650 mm



max 10 pcs



=> 460 kg



Service Location : 05 56 06 06 07



Escalier 6 marches

EN 12811-1


100 kg/m²

Code: 5060006


67,40 kg



Max. 2
personnes



max 10 pcs



=> 700 kg

Service Location : 05 56 06 06 07



Escalier 9 marches

EN 12811-1

100 kg/m²

Code: 5060009

91,30 kg



Max. 2
personnes



Service Location : 05 56 06 06 07



Escalier 12 marches

EN 12811-1

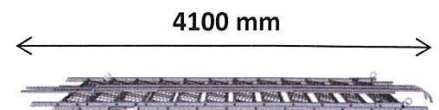
100 kg/m²

Code: 5060012


118,70 kg



Max. 2
personnes



max 10 pcs



=> 1210 kg



Service Location : 05 56 06 06 07



Escalier 15 marches

EN 12811-1

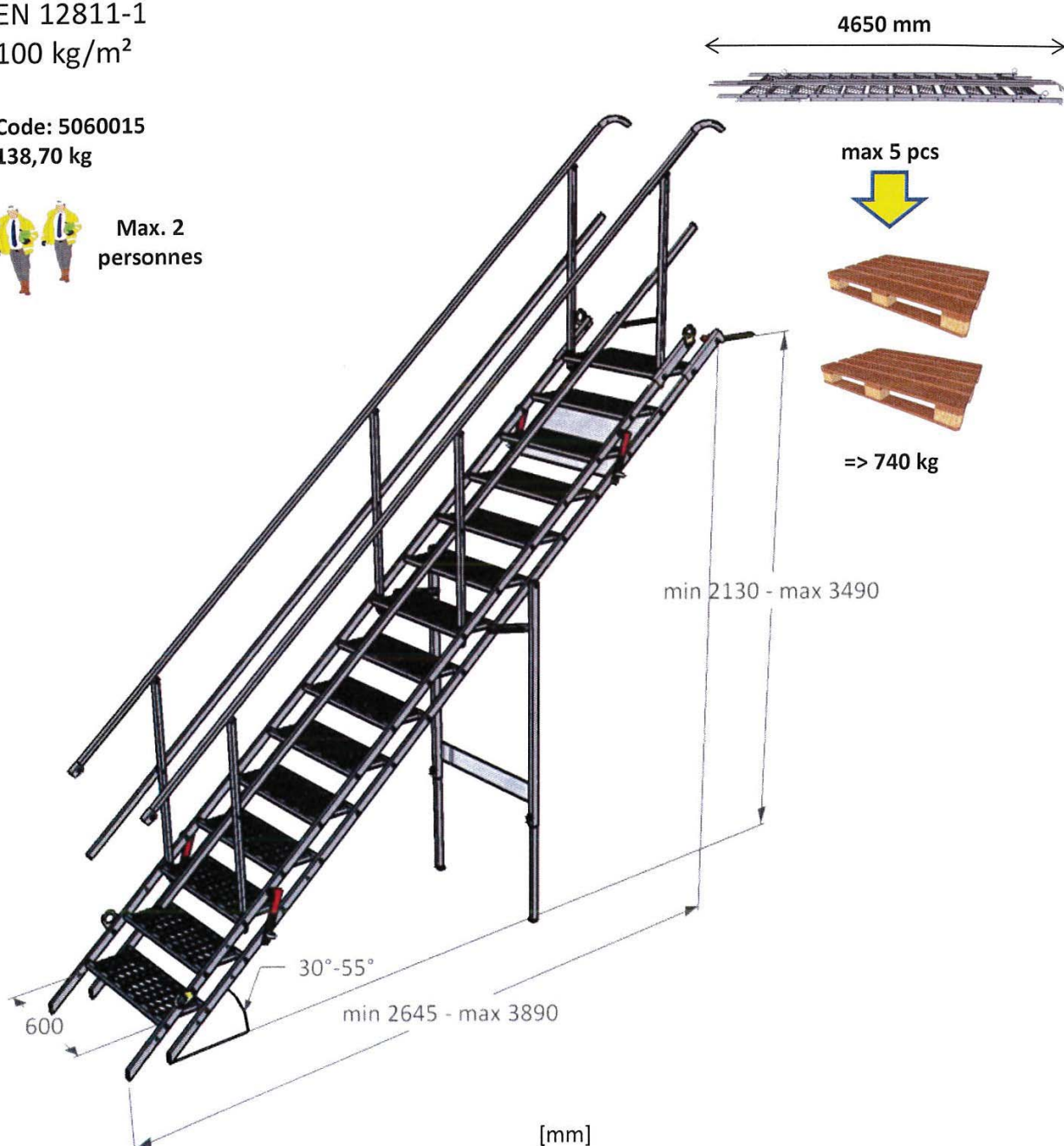
100 kg/m²

Code: 5060015

138,70 kg



Max. 2
personnes



Service Location : 05 56 06 06 07



Escalier 18 marches

EN 12811-1

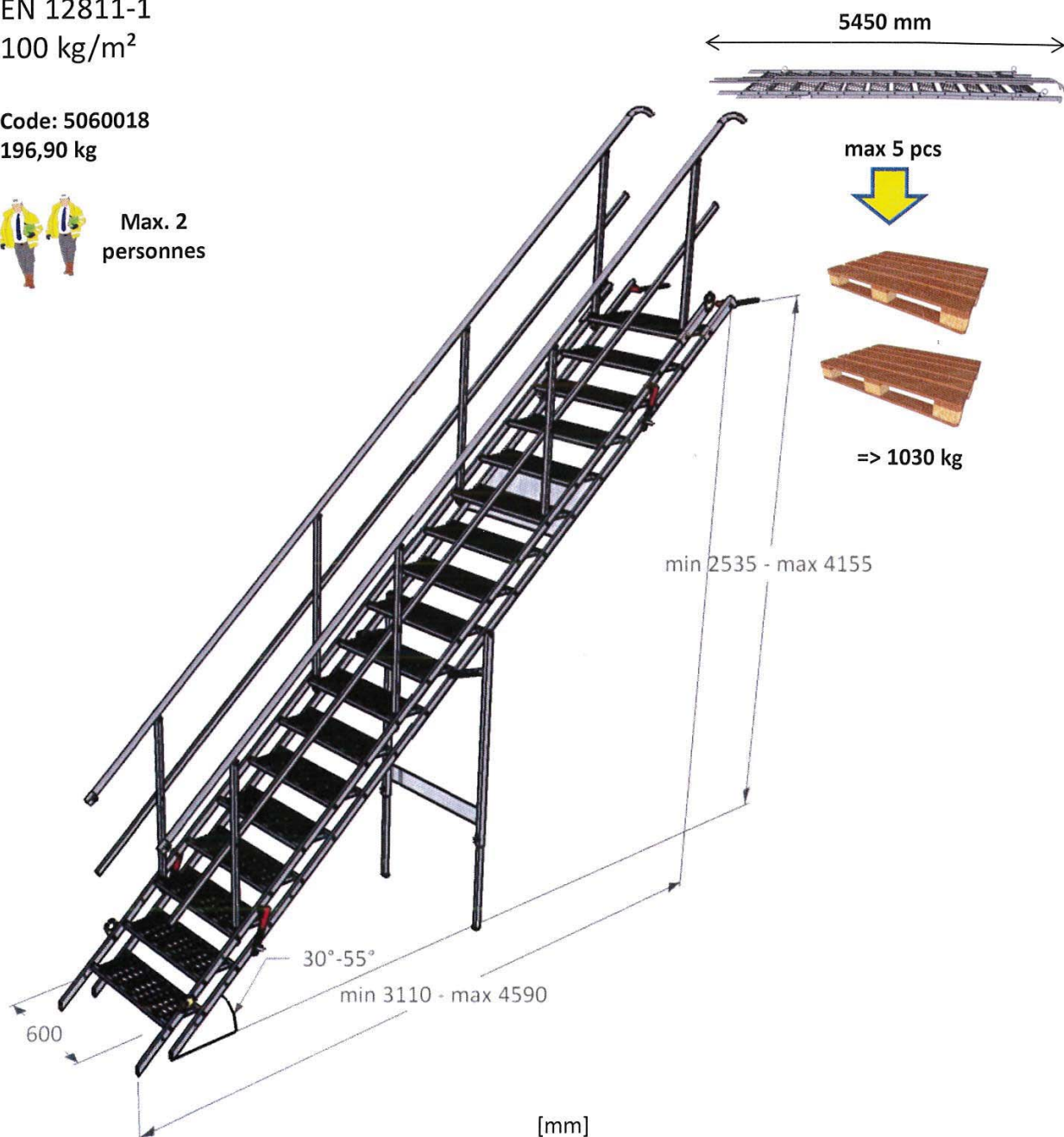
100 kg/m²

Code: 5060018

196,90 kg



Max. 2
personnes



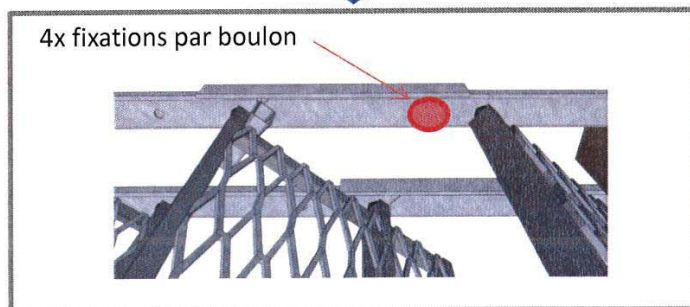
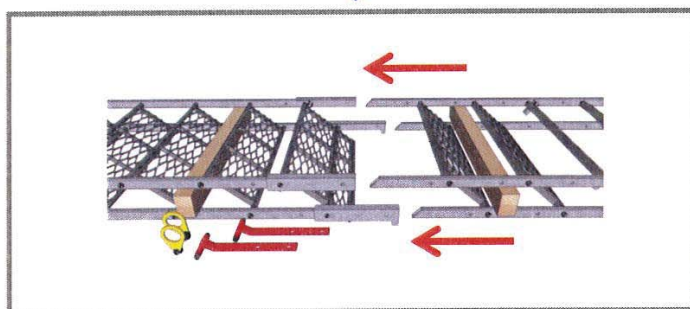
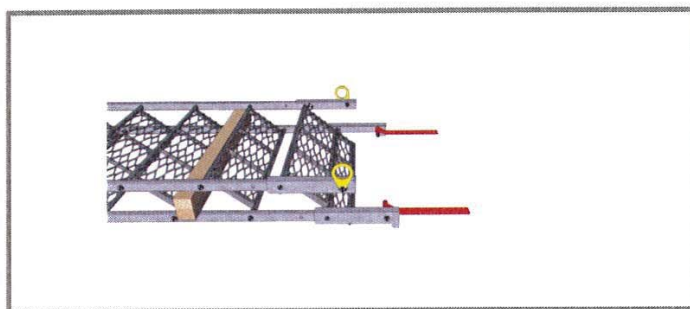
Service Location : 05 56 06 06 07



Connexion de deux escaliers



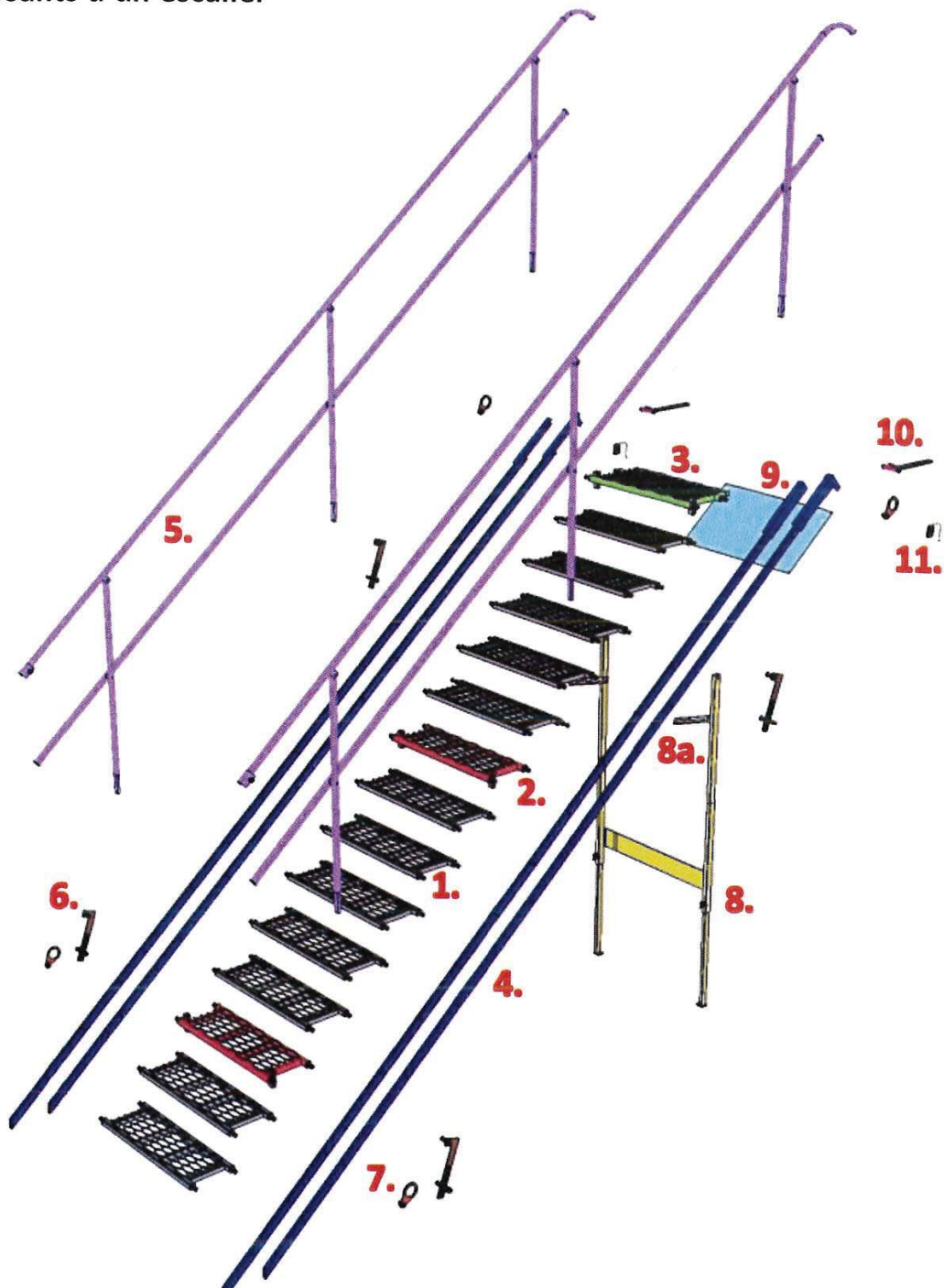
- max. 2 escaliers (indépendant)
- max. 21 marches (indépendant)
- 15 – 21 marches avec support escalier (indépendant)
- > 21 marches avec surface portante



Service Location : 05 56 06 06 07



Composants d'un escalier



Service Location : 05 56 06 06 07

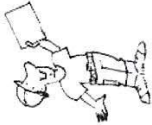


Description des composants

	<u>Code</u>	<u>Description</u>
1.	50600003	Marche simple
2.	50600004	Marche simple avec manchon garde-corps
3.	50600005	Marche palière
4.	50600031	Limon latéral (set de 4) pour escalier Tammet 3 marches
	50600061	Limon latéral (set de 4) pour escalier Tammet 6 marches
	50600091	Limon latéral (set de 4) pour escalier Tammet 9 marches
	50600121	Limon latéral (set de 4) pour escalier Tammet 12 marches
	50600151	Limon latéral (set de 4) pour escalier Tammet 15 marches
	50600181	Limon latéral (set de 4) pour escalier Tammet 18 marches
5.	50600032	Garde-corps (paire) pour escalier Tammet 3 marches
	50600062	Garde-corps (paire) pour escalier Tammet 6 marches
	50600092	Garde-corps (paire) pour escalier Tammet 9 marches
	50600122	Garde-corps (paire) pour escalier Tammet 12 marches
	50600152	Garde-corps (paire) pour escalier Tammet 15 marches
	50600182	Garde-corps (paire) pour escalier Tammet 18 marches
6.	50600006	Mécanisme de verrouillage
7.	50600007	Anneaux de levage (set de 4)
8.	5061001	Support escalier (pour 15 et 18 marches)
8a.	50600009	Mécanisme de verrouillage support (paire)
9.	50600008	Plaque pour autocollant mode d'emploi
10.	5061002	Fixation de dalle (paire)
11.	5061003	Fixation sur tube (paire)








Service Location : 05 56 06 06 07

Autocollant mode d'emploi

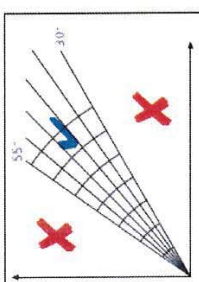



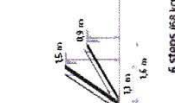




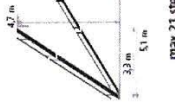
TAMMET
systems

EN 12811-2003

www.tammet-systems.com

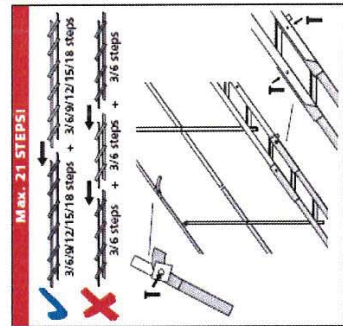


	3 steps (44 kg)
	6 steps (68 kg)
	9 steps (92 kg)
	12 steps (119 kg)
	15 steps (130 kg)
	18 steps (170 kg)
	max 21 steps

Max. 21 STEPS!

3/6/9/12/15/18 steps + 3/6/9/12/15/18 steps


3/6 steps + 3/6 steps + 3/6 steps

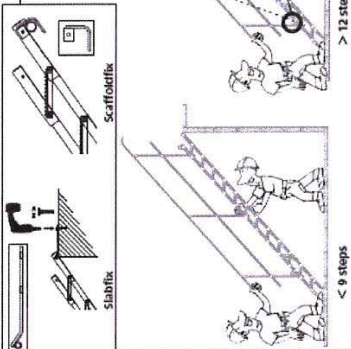


max. 150 kg

< 100 kg/m²

max. 2



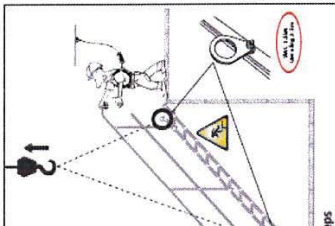


Stabilis

Scaffolding

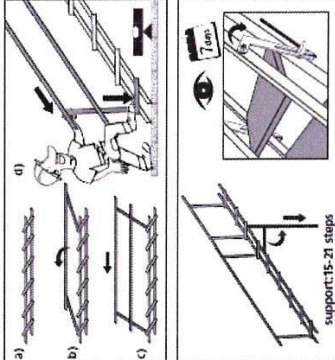
< 9 steps

> 12 steps



support 15-21 steps

7 cm

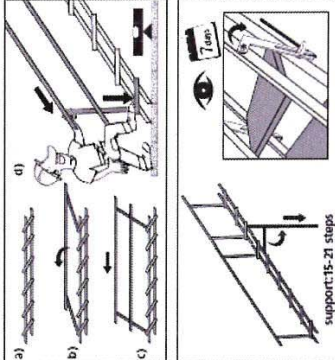


a)

b)

c)


d)



support 15-21 steps

© TAMMET Systems GmbH 9210202

Service Location : 05 56 06 06 07



Service Location : 05 56 06 06 07